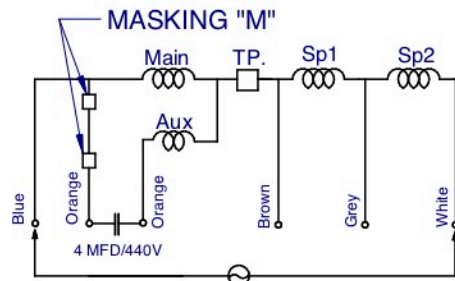


STICKER RCG



Remark : Part No. Capacitor R330-5427

Notes :

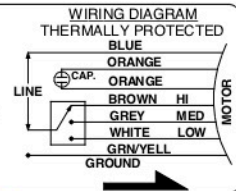
1. After the motor is complete, applied rust proof oil at shaft end.
2. The tensile strength of each lead wire at least 4 Kgs.
3. The runout of the shaft end circumference 0.18 mm.

RCT85-3154DS-ODP-C02					
0.31kW , 4P , 2.5Amp	Cap.	4 mfd	Frame	48	
240V , 1Ph , 50Hz	Rating	Cont	Mounting	Res.mt	
Rpm 1350/1250/1150	Ins. Class	B	Serial No.	DDMMYYXXXX	

NAMEPLATE

WARNING

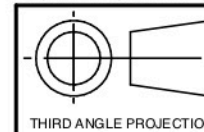
MOTOR FITTED WITH INTERNAL AUTO RESET OVERLOAD AND MAY RESTART WITHOUT WARNING



DIAGRAM

DATA TEST NO.	W443-1196-SL	
APPLICABLE MODEL	PM4102349	
SPECIFICATION	NO. OF PHASE	1 PHASE
	NO. OF POLE	4 P.
	RATED RPM.	50Hz 1350/1250/1150 60Hz ---
	VOLTAGE	240 V.
WINDING RESISTANCE	CURRENT	2.50 A.
	OUTPUT	315 W.
	M COIL	11.0 Ω
	S COIL	64.5 Ω
	SP1 COIL	3.5 Ω
(REF. 20")	SP2 COIL	3.5 Ω
THERMAL PROTECTOR	17AM - 150°C Refer P/N.R330-0035	
INSULATION CLASS	B	
METHOD OF COOLING	A.O.M.	
DEGREE OF PROTECTION	IP20	
WEIGHT	7.33 KGS.	

THIS DRAWING MAY BE USED IN WHOLE OR PART ,PROVIDED THE PIONEER MOTOR NAME & LOGO ARE VISIBLE IN ANY REPRODUCTION.



NON
SCALES

FINISH:	DESCRIPTION:	REFER TO :
ASSEMBLY	MOTOR OUTLINE	ECN No.8354
Q'TY	APPLICATION	Group Code:
1	INDOOR MOTOR	FF85B