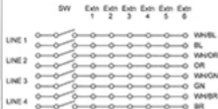


10 inches Voice Patch Panel / Dual Type (W/H F Connect Holes x 4)

Circuit Diagram



Materials :

Bottom Panel : Metallic Panel (SPCC)
 PCB : FR-4 / 1.6mm UL-94V0
 IDC Body : Fireproof ABS UL-94V0 / With Colour Coded Printing
 IDC Pin : Bronze & Tinned

IDC Description : For 22-26 AWG.

For 110 or Krone punch-down Tool


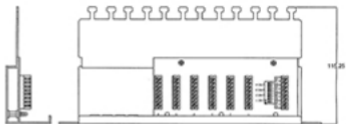
Electrical Specifications:

Insulation Resistance : 500M ohms (min.)
 Contact Resistance : 20m ohms (max.)
 Current Rating : 1.5 Amps.
 DC Resistance : 0.1 ohm (max.)
 Withstanding Voltage : 1000 VAC RMS @ 60Hz / 1 min.

Mechanical Specifications:

IDC Punch Down Cycle : Over 250 Cycles (min.)

Operation Temperature : -40 ~ +70 degree / C



Accessory :

1. Cable Tie (75 x 2.4 mm) x 12 pcs
2. Cage Nut Set x 1 Set

DRAWING NO.	REV. NO.	DA10-VOICECONNECT
APPV	G O	CUSTOMER
CHK	DATE	
SCALE	DESIGN	TOLERANCE : ± 0.1 - X 0.02 - XX 0.15

ROYCECROSSGROUP